



TEL:4006-871-227 Web:www.ybio.net Email:shybio@126.com

YBA519Hu01 10 $\mu$ g

Recombinant Apolipoprotein A1 (APOA1)

Organism Species: Homo sapiens (Human)

*Instruction  
manual*

FOR IN VITRO USE AND RESEARCH USE ONLY

NOT FOR USE IN CLINICAL DIAGNOSTIC PROCEDURES

11th Edition (Revised in May,  
2016)

[ PROPERTIES ]

**Source:** Prokaryotic expression.

**Host:** *E. coli*

**Residues:** Gln122~Gln267

**Tags:** N-terminal His-Tag

**Tissue Specificity:** Liver, Intestine.

**Subcellular Location:** Secreted.

**Purity:** >92%

**Endotoxin Level:** <1.0EU per 1 $\mu$ g (determined by the  
LAL method).

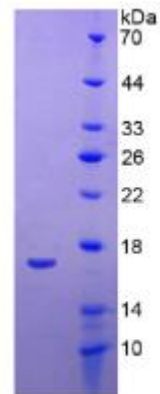
**Traits:** Freeze-dried powder

**Buffer formulation:** 20mM Tris, 150mM NaCl, pH8.0, containing 1mM  
EDTA, 1mM DTT, 0.01% sarcosyl, 5%Trehalose and Proclin300.

**Original Concentration:** 200ug/mL

**Applications:** SDS-PAGE; WB; ELISA; IP; CoIP; Reporter Assays;  
Purification; Amine Reactive Labeling.

(May be suitable for use in other assays to be determined by the end  
user.)



**Figure 2. SDS-PAGE**



TEL:4006-871-227 Web:www.ybio.net Email:shybio@126.com

**Predicted isoelectric point:**

**6.4 Predicted Molecular Mass:**

18.5kDa

**Accurate Molecular Mass:** 17kDa as determined by SDS-PAGE reducing conditions.

### [ USAGE ]

Reconstitute in 20mM Tris, 150mM NaCl (pH8.0) to a concentration of 0.1-1.0 mg/mL. Do not vortex.

### [ STORAGE AND STABILITY ]

**Storage:** Avoid repeated freeze/thaw cycles.

Store at 2-8°C for one month.

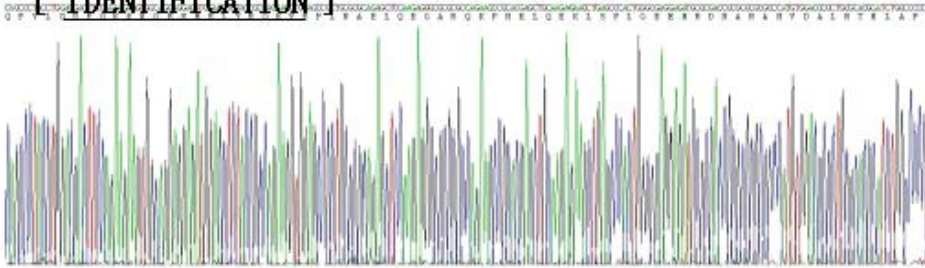
Aliquot and store at -80°C for 12 months.

**Stability Test:** The thermal stability is described by the loss rate. The loss rate was determined by accelerated thermal degradation test, that is, incubate the protein at 37°C for 48h, and no obvious degradation and precipitation were observed. The loss rate is less than 5% within the expiration date under appropriate storage condition.

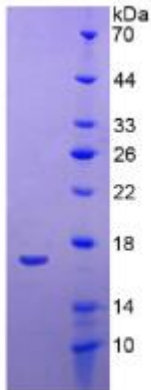
[ SEQUENCE ]

[ SEQUENCE ]  
QPYLDDFQK KWQEEMELYR QKVEPLRAEL  
QEGARQKLHE LQEKLSPLGE EMRDRARAHV DALRTHLAPY SDELQRQLAA  
RLEALKENGG ARLAEYHAKA TEHLSTLSEK AKPALEDLRQ GLLPVLESFK  
VSFLSALEEY TKKLNTQ

[ IDENTIFICATION ]



**Figure 1. Gene Sequencing (Extract)**



**Figure 2. SDS-PAGE**



TEL:4006-871-  
227 Web:www.ybio.net Email:sh  
ybio@126.com



EL:4006-871-  
227 Web:www.ybio.  
net Email:shybio  
@126.com